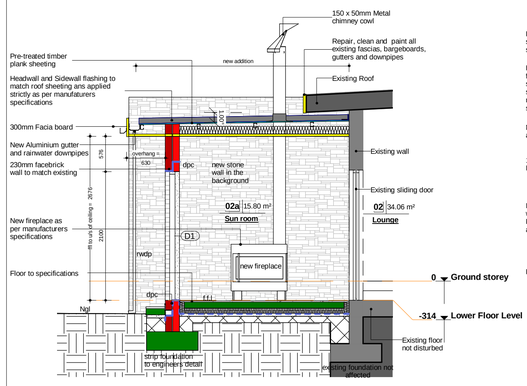

A 300

Section A-A

1 : 50

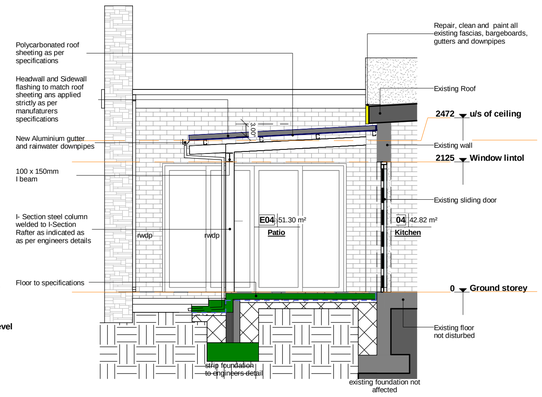

B 300

Section B-B

1 : 50

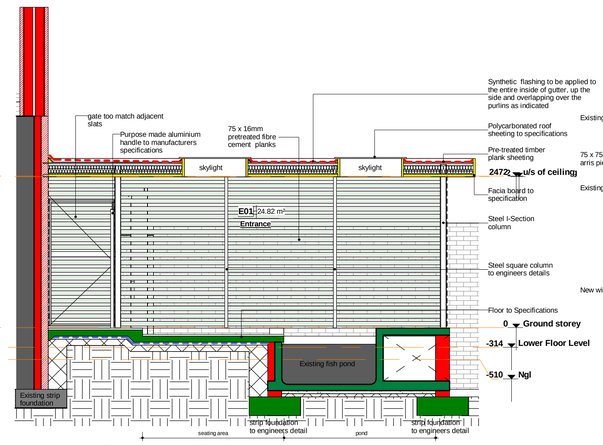

C 300

Section C-C

1 : 50

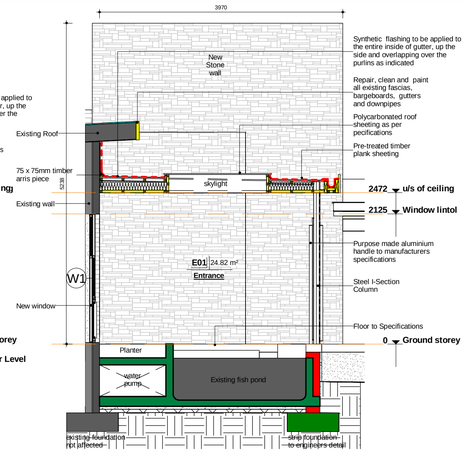

D 300

Section D-D

1 : 50

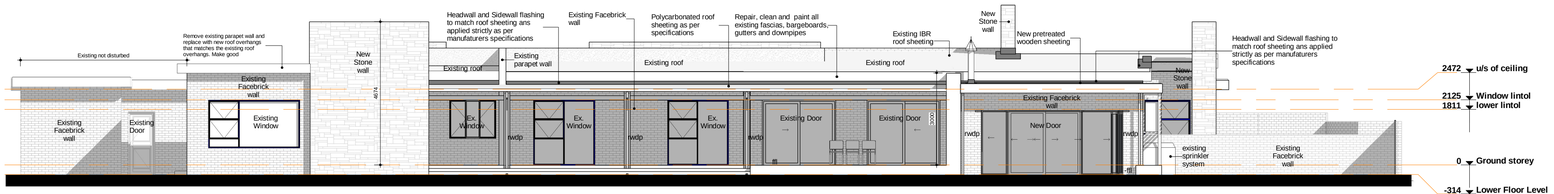

7 300

North Elevation

1 : 100

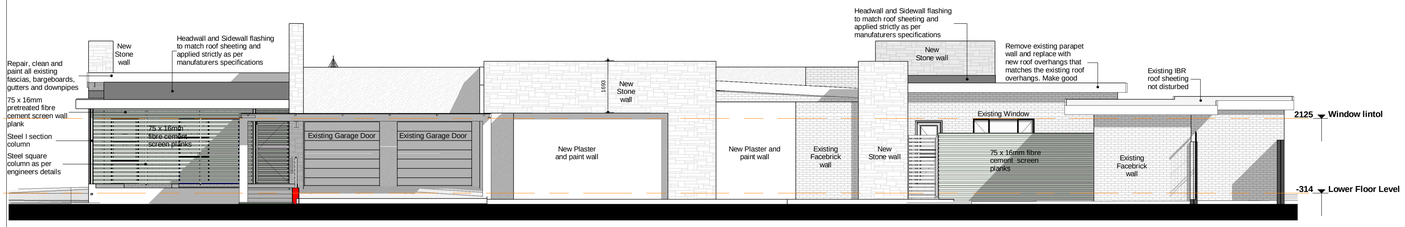

8 300

South Elevation

1 : 100

SPECIFICATIONS:
NEW ROOF:
IBR ROOF SHEETING:
IBR profile chromadeck Interlocking box rib roof sheeting: >40 mm deep, <180 mm rib centres with beading rolled into trough bottom, concealed with colour bonded finish fixed to pre-treated 75x50 SA Pine purlins at 1000ccs maximum on pre treated SA Pine trusses on a 114x 38 SA Pine wallplate which is securly fixed to the wall with galvanised wall ties. 900mm overhangs at eaves
Roof pitch is 3°
Install sisilation below roof sheeting

POLYCARBONATED ROOF SHEETING:
Polycarbonated roof sheeting laid at 3 deg slope on 38x38mm purlins @ 320mm c/c on FR430 fire retardant grade sisalation, purlins nailed to SABS approved gangnailed trusses to manufacturers specifications sitting on 114x38mm wallplate.

All strictly as per manufacturers specifications.

NEW GUTTERS AND DOWNPIPES:
150 x 100 x 0,6mm thick seamless gutter, with rectangular fluted downpipes, size 100 x 75 x 0,6mm thick to discharge into water tanks. Finish to match roof sheeting.
Colour as per Colour Schedule.

NEW CEILINGS:
Fibre cement ceilings.
70mm coved cornice.
130mm thick insulation

NEW WALLS:
Face brick plinth
Facebrick Wall , Plastered and Painted wall and Stone Walls
Facebrick Wall , Plastered and Painted wall to be 230mm and 110mm and Stone walls to be 460mm thick as indicated on plan.
Hardwood merant timber skirting

NEW PARAPET WALL:

Waterproofing to parapets to be one layer Derbigum SP3, with 75mm side laps, sealed to primed surface and dressed over Derbigum turn-up and finished with two coats of grey Roofcote acrylic paint. Waterproofing to be installed by an Approved Derbigum Contractor.

NEW FLOORS:
30mm thick screed and floor finish on 100mm thick reinforced concrete slab on 375micron gundle green dpm on 50mm thick well compacted sand blinding layer on hardcore fill well compacted in layers not exceeding 150mm thick. All concructed strictly as per engineers specifications.
Vinyl tiles , vinyl sheeting, epoxy and grano floor installed strictly as per manufacturers specifications.

NEW FOUNDATIONS:
Reinforced concrete strip foundations as per engineers detail.

NEW DOORS:
Hardwood timber doors.
Hardwood timber frames for external doors.
Galvanised metal frames for internal doors.

NEW WINDOWS:
UPVC windows.
Face brick on edge window sills

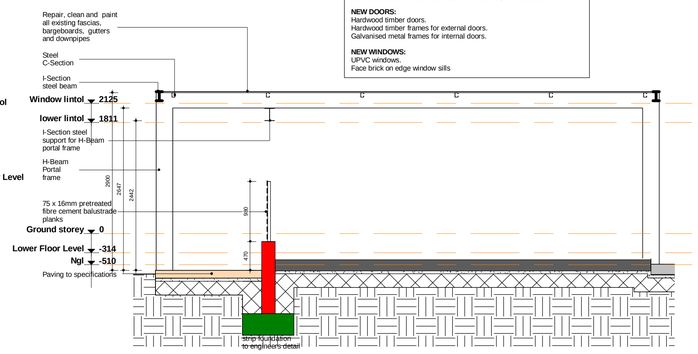

E 300

Section E-E

1 : 50

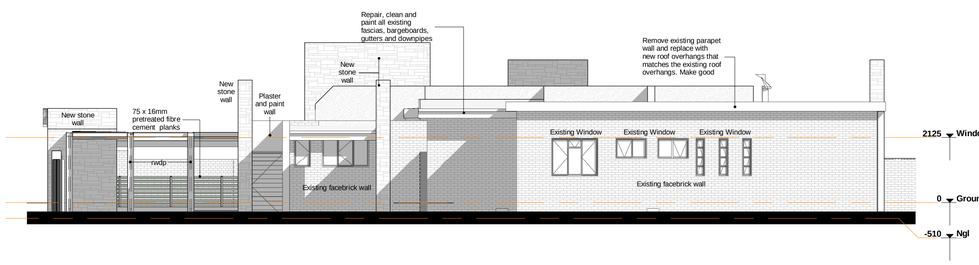

9 300

East Elevation

1 : 100

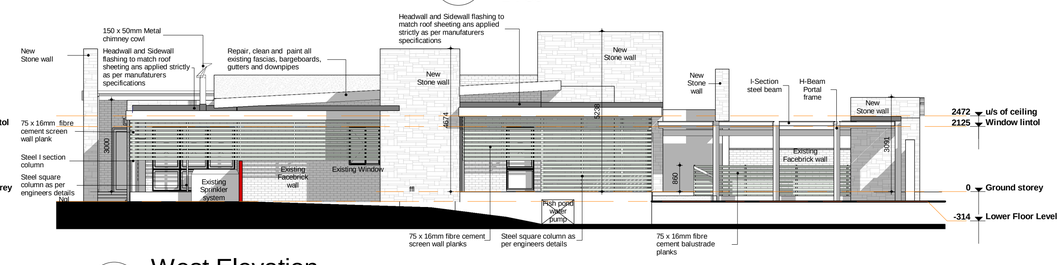

10 300

West Elevation

1 : 100

NOTES :

1. ALL DIMENSIONS AND ALL LEVELS TO BE CHECKED ON SITE AND WHERE APPLICABLE TO MATCH EXISTING STRUCTURE.

2. ANY DISCREPANCY OR CONTRADICTION TO IMMEDIATELY BE REPORTED TO THE ARCHITECT.

3. DRAWINGS NOT TO BE SCALED.

4. USE PROFILE COLUMNS AT 85mm. CENTRES FOR BRICKWORK EXCEPT WHERE SPECIFIED DIFFERENTLY.

5. A COMPLETE SET OF DRAWINGS TO BE AVAILABLE ON SITE AT ALL TIMES.

6. ALL DIMENSIONS AS SHOWN ON PLAN TO BE PLOTTED ON SITE AT THE HORIZONTAL LEVEL.

7. THE CONTRACTOR IS RESPONSIBLE FOR THE CORRECT LAYOUT OF BUILDINGS ON SITE IN RELATION TO SITE BOUNDARIES AND BUILDING LINES.

8. ALL DRAWINGS TO BE READ IN CONJUNCTION WITH STRUCTURAL ENGINEERS DETAIL AND DRAWINGS.

9. FINISHED STRUCTURE TO COMPLY WITH LATEST AMENDMENTS OF SABS 0400

GENERAL NOTE

REVISIONS

REV	DATE	SIGN	DESCRIPTION

ACCEPTED BY CLIENT

ACCEPTED BY

ACCEPTED BY

DRAWING STATUS
MUNICIPAL SUBMISSION

PROJECT TITLE
PROPOSED NEW ADDITIONS & ALTERATIONS - HOUSE AMOH

DRAWING DESCRIPTION
SECTIONS AND ELEVATIONS

SCALE	As indicated
DATE	2016-10-05
RECOMMENDED	Approver
ISSUED	Designer
DRAWN	Brent/Msa

COPYRIGHT

QUEENSTOWN
Tel. - (045) 839 - 4777
Fax. - (045) 839 - 3716
E-mail - qtn@ikamva-architects.co.za

5 Wainwright Street
P. O. Box 1500
Queenstown
5320

PROJECT NO :	DRAWING/SHEET NO :	REVISION NO :
0406	300	000

Y:\Projects\Projects\0000 CAD\0406 Proposed Additions & Alterations for Dr. A. Amoh at Stand 3134, Blue Rise, Qtn\New Additions and Alteration\0406 Main House.rvt

16/10/06 12:05:31 PM